

BROCHURE

## Salinometer for Ballast Water Treatment SL8040

Daniamant design and manufacture all of our products in line with the relevant worldwide approvals, technical specifications, current legislation and International directives.

Our mission is to achieve World class performance through partnerships with our suppliers, customers and employees, providing products and services that enhance the safety and security of our customers.

### Daniamant products cover 12 key areas:

- Lifejacket Lights
- Liferaft Lights
- Lifebuoy Lights
- Intrinsically Safe Lights
  - Special Lights
  - LED Flares
- Forward Looking Sonars (FLS)
- Bridge Navigational Watch Alarm System (BNWAS)
  - Salinometers
  - Oil Level Alarm
- Electronic Inclinator
- Agency for a range of world-renowned safety product brands (supplied to the Danish market)

### Further Information

For further information on our products, please see our website: [www.daniamant.com](http://www.daniamant.com)

### Function

The salinometer measures and supervises the salinity (salt content) by conductivity measurement in sea water. The measured value is displayed as ‰, and, by comparing the measured value to a user defined alarm setpoint value, relay outputs are available to indicate if salinity is above or below the alarm setpoint value.

### Typical Use

In areas where fresh water generation or purification is taking place and level of salinity in the sea water must be monitored as well as in areas where a set level of salinity is requested in a process. Salinometers are used in: Freshwater Generators, Ballast Water Treatment Systems, Reversed Osmosis Fresh Water Systems (RO) and other systems where salinity has to be supervised.

### Mains Supply

85 - 265 V AC, 50/60 Hz, 10 VA typ. - 15 VA max.

Mains supply must be protected against overcurrent by an external 250 mA slow-blow fuse.

### Measuring Salinity Range

0 - 40‰, displayed as "000" to "39,9" and "HI" if value exceeds 40‰.

### Alarm Function

User defined alarm setpoint value (0 - 39,9‰) is set using "+" and "-" buttons.

When measured value exceeds alarm setpoint, change-over relay contacts A and B are activated. Alarm relay B may be enabled/disabled from the front by pressing a button.



SL8040 for panel mounting



SL8040 in wallbox



Electrode unit

**Daniamant A/S**  
 Industrivej 24C  
 3550 Slangerup  
 Denmark

Tel +45 47 37 38 00  
 Fax +45 47 37 38 09  
 info@daniamant.com

**Daniamant Ltd**  
 Unit 3, The Admiral Park  
 Airport Service Road  
 Portsmouth, PO3 5RQ  
 United Kingdom

Tel +44 23 92 67 51 00  
 Fax +44 23 92 67 51 01  
 sales@daniamant.com

## Relay Contacts

2 x Change-over relay contacts – capable of handling 4A (85 – 265 V AC or 24 V DC) load. Relays must be protected against overcurrent by an external 4 A slow-blow fuse.

## Test

Full electronics test when power is switched on and during run-time a test-button is available for testing the salinometer. The test-button will disable the electrode and feed an internal 10 ppm signal to the salinometer (note that this will be seen as an actual measurement, and alarms will respond to this). Connection to electrode is monitored and error in this reported on the front (malfunction + LED + display = “-.-“).

## Protection

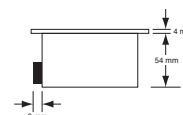
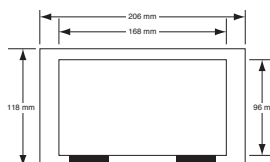
Salinometer for panel mounting is IP65 from the front. Salinometer in wall mounting box is IP65.

## Cable Connections

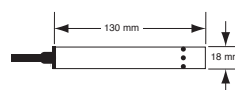
- 1-2: Mains power input.
- 3-5: Alarm relay A (change over function NO-C-NC)
- 6-8: Alarm relay B (change over function NO-C-NC)
- 11-15: Electrode.
- 16-17: 4-20 mA output.



SL8040 for panel mounting



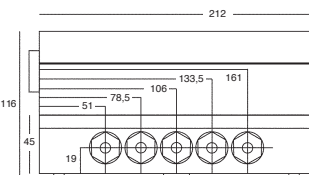
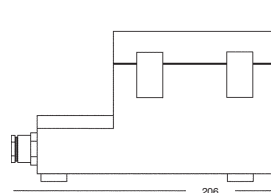
Electrode unit



Electrode-compatibility: auto-referenced electrode with built-in temperature-compensation and 2.5 m 5-wire marine approved cable.



SL8040 in wallbox



Fittings and adapters

